[faulty model]: iPad air

[fault phenomenon: the hard disk pad drops, and the hard disk is removed at the same time. The pad drops seriously



[maintenance process]:

When removing the hard disk, the colleague said that it was hard to pry the hard disk before the temperature arrived, which caused the hard disk pad to drop seriously. Dismantle the machine, take down the main board, and find that the hard disk pad is almost out of solder joints.



The next step is to handle the solder joints, one by one, flying wire and disk solder joints

鑫智造智能终端设备维修查询系统 www.wmdang.com



Make up the spot, fly the wire, and solidify the green oil insulation. Scrape the mending point and scraper to open the thread of the leaking disc.



鑫智造智能终端设备维修查询系统 www.wmdang.com

Next, replace the hard disk to the motherboard.



[repair result]:

During the installation test, the computer is connected successfully and the function is normal. The maintenance is over. The fault is that the hard disk is pried before the temperature of the hard disk is reached, which causes the solder pad of the hard disk to fall off.

鑫智造智能终端设备维修查询系统 www.wmdang.com



鑫智造智能终端设备维修查询系统
www.wmdang.com